

MODEL NO. DESIGNATION

DLA - VOLTAGE - REDUCTION - A - STROKE - IP65

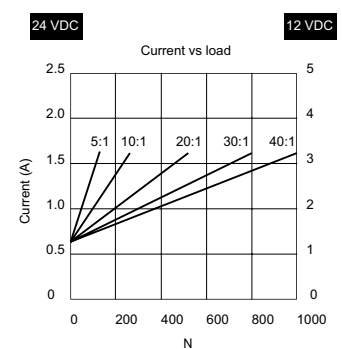
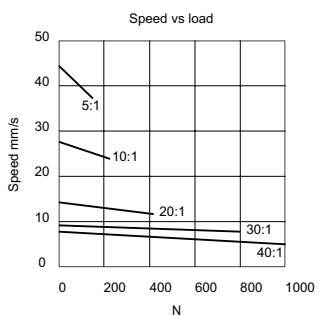
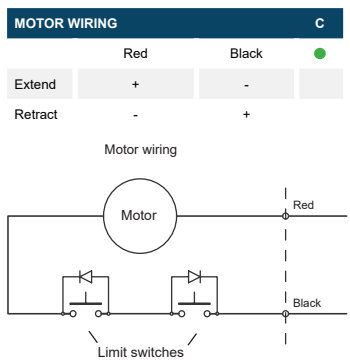
Example: DLA-12-5-A-50-IP65



● C = customizations are offered on demand even for smaller quantities. Typical customizations indicated with green dot at column end. Please contact us for any customization request

ACTUATOR DATA						C
Reduction	5	10	20	30	40	
Voltage (VDC)	12 24	12 24	12 24	12 24	12 24	●
Current at nominal dynamic load (A)	2.0 1.0	2.4 1.2	2.6 1.3	2.9 1.5	2.8 1.4	
Nominal dynamic load (N)	150	250	500	800	1000	
Max. static load (N)	500	2500	2500	2500	2500	
Speed at nominal dynamic load (mm/s)	36.5	23.5	12.3	7.5	5.5	

ACTUATOR STROKE DATA								C
Stroke length B (mm)	25.4	50.0	100.0	150.0	200.0	250.0	300.0	●
Retracted length A (mm)	132.6	158.0	209.0	260.0	311.0	362.0	413.0	●
Life time number single strokes	157.000	80.000	40.000	26.666	20.000	16.000	13.333	
Weight (kg)	0.800	0.850	0.925	0.990	1.060	1.130	1.200	



ACTUATOR FEATURES AND STANDARD DATA		
Type	Electric linear actuator	
Voltage	12 or 24 VDC	●
Limit switches	Integrated non adjustable	
Feedback options	Potentiometer or hall sensor	●
Protection class	IP65	●
Duty cycle	25%	
Max. duty operational time	1 min. nominal dynamic load	
Noise level	< 70 dB (A)	●
Life time	4 million mm total stroke	
Direction movement	By reversing voltage polarity	
RoHS compliance	Yes	
CE label	Yes	

ACTUATOR FEATURES AND STANDARD DATA		
Operating and storage temperature	-26°C~+65°C	
Max. motor winding temp.	155 °C	
Stroke tolerance	±3 mm	●
Screw type	ACME pitch 3 mm	
Gear material	Metal spur gears	
Motor pinion gear	Plastic	●
Cable	Flying wire 900 mm	●
Rod material	Aluminium	
House material	Aluminium	
Gear house material	STKM11A & zinc alloy	
Manufacturing quality standards	ISO 9001:2008	
EMC	EN55014 IEC61000	