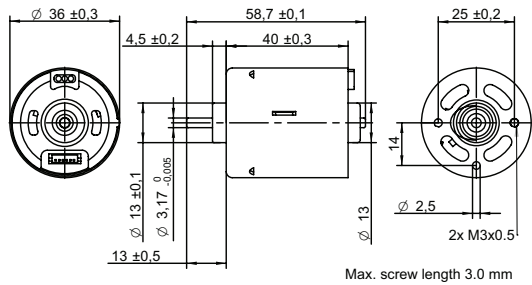


DRAWING (mm)



PHOTO



OPTIONS POWER SUPPLIES



● C = Customizations are offered on demand even for smaller quantities. Typical customizations indicated with green dot at column end. Please contact us for any customization request.

MOTOR TYPE

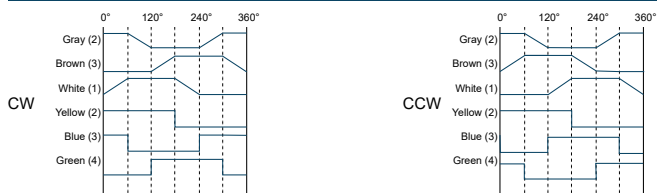
Brushless DC motor with integrated open loop speed control driver.

MOTOR DATA		12V	24V	C
Nominal voltage	V	12	24	
Commutator (hall) voltage	V	3.3~5	3.3~5	
No load speed	rpm	6000		
No load current	mA	220	120	
Nominal speed	rpm	4900	5100	●
Nominal torque	mNm	21	21	
Nominal current	A	1.3	0.7	
Start/Stall torque	mNm	130	150	
Start/Stall current	A	6.9	3.9	
Max. efficiency	%	72	77	
Nominal mechanical power	W	10	11	
Terminal resistance	Ω	1.1	4.2	
Terminal inductance	mH	0.7	2.7	
Torque constant	mNm/A	210	400	
Speed constant	rpm/V	500	250	
Speed/ torque gradient	rpm/mNm	240	240	
Rotor inertia	gcm ²	27~33	27~28	

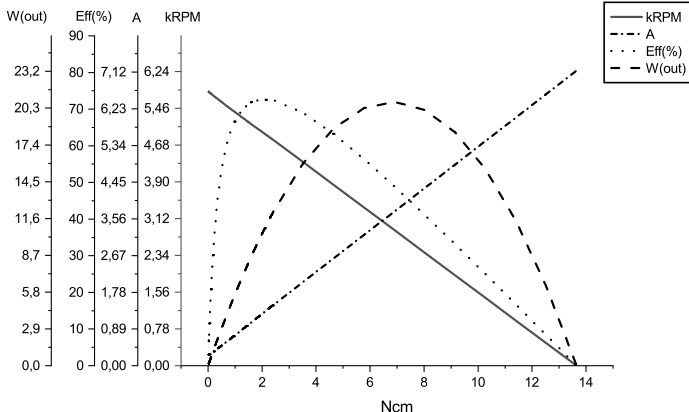
MECHANICAL DATA

			C
Bearing type		Ball bearing	●
Axial play	mm	0.63	0.69
Bearing radial clearance	μm	12	
Max. axial load (dynamic)	N	4.9	
Max. force for press fits (static)	N	13	

COMMUTATION SEQUENCE



MOTOR DATA DIAGRAM 12V



OTHER SPECIFICATIONS

		12V	24V	C
Number of pole pairs		2		
Number of phases		3		
Weight of motor	g	150		
Typical noise level	dBA	37	35	
Ambient temperature	°C	-40 to +80		
Max. winding temperature	°C	150		
Motor insulation class		A		
IP rating		IP40		
Slot pole pairs		6S4P		
Rotor magnet		BNM-8		
Hall sensors and power harness length	mm	155 ± 10		●
Power harness end connector		A2502X-03P		●
Power harness		UL3132 20AWG 300V 150°C		●
Hall sensors harness end connector		KR1500 MX1.5mm		●
Hall sensors harness		UL10368 26AWG 300V 105°C		●
Shaft length from flange	mm	13		●
Shaft diameter ø	mm	3.17		
Housing material		SECD-0 1.0T		
Shaft material		S70C		
Magnet material		Bonding NdFeB		
Rotor balancing grade		G6.3		
Service life	hrs	5000		
Manufacturing standard		ISO9001 TS16949		

CABLE AND PIN CONFIGURATION

			C
1	Brown	Power harness	Motor phase V (HB)
2	White	Power harness	Motor phase W (HC)
3	Grey	Power harness	Motor phase U (HA)
4	Black	Hall harness	Hall sensor GND
5	Green	Hall harness	Hall sensor signal HA
6	Blue	Hall harness	Hall sensor signal HB
7	Yellow	Hall harness	Hall sensor signal HC
8	Red	Hall harness	Hall sensor VCC

MOTOR DATA DIAGRAM 24V

